




034 SERIES

OPERATING UP TO 150 GHz



Center Conductor
Silver Plated Copper

Dielectric
Laminated
PTFE

Foil
Silver Plated
Copper

Braid
Silver Plated
Copper

Outer Jacket
FEP
(0.057", 1.45 mm)

CABLE SPECIFICATIONS

	0341
ELECTRICAL CHARACTERISTICS	
Impedance	50 +/- 2Ω
Cut Off Frequency (cable only, max)	150 GHz
Capacitance	28.6 pF/ft.
Velocity of Propagation	71%
Time Delay	1.43 ns/ft.
Shielding Effectiveness up to 18GHz	>90 dB
Cable Attenuation Factors *	K1 = 53, K2 = 0.90
Power Handling	See Chart
MECHANICAL CHARACTERISTICS	
Weight	0.064oz/ft (5.95g/m)
Static Bend Radius	0.2" (5.1mm)
Dynamic Bend Radius	0.375" (9.5mm)
ENVIRONMENTAL CHARACTERISTICS	
Operating Temperature Range	-65°C to +150°C
RoHS 3 (EU 2015/863)	Yes

*Standard cable assembly temperature range is -55°C to +135°C, -65°C to +150°C available for select configurations

*Attenuation = $K1\sqrt{f} + K2f$ (cable only)



034 SERIES

OPERATING UP TO 150 GHz

034 SERIES

CABLE ATTENUATION

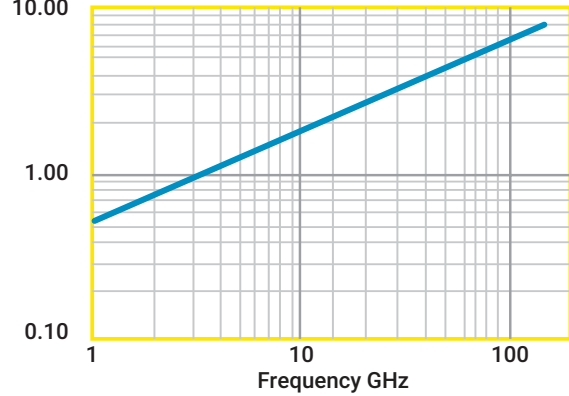
ATTENUATION (MAX)

0341

GHz	dB/ft.	dB/m	Power(W) @ 20°C @ Sea Level
0.5	0.38	1.24	20.0
1	0.54	1.77	10.2
2	0.77	2.52	8.0
4	1.10	3.59	4.8
8	1.57	5.15	3.2
12	1.94	6.38	2.6
18	2.41	7.91	6.5
20	2.55	8.36	2.1
24	2.81	9.22	1.7
30	3.17	10.41	1.5
40	3.71	12.18	1.1
50	4.20	13.77	1.0
60	4.65	15.24	1.0
70	5.06	16.61	0.9
80	5.46	17.91	0.8
90	5.84	19.15	0.7
100	6.20	20.34	0.7
110	6.55	21.48	0.6
120	6.89	22.59	0.5
130	7.21	23.66	0.5
140	7.53	24.70	0.4
150	7.84	25.72	0.3

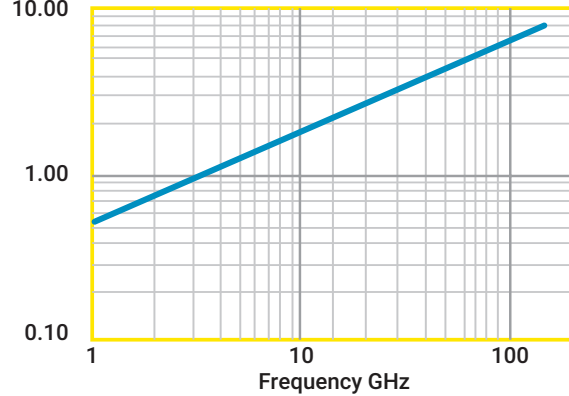
dB/ft
10.00

ATTENUATION



dB/m
10.00

ATTENUATION



Watts
100

MAX RF POWER AT 20°C AT SEA LEVEL

